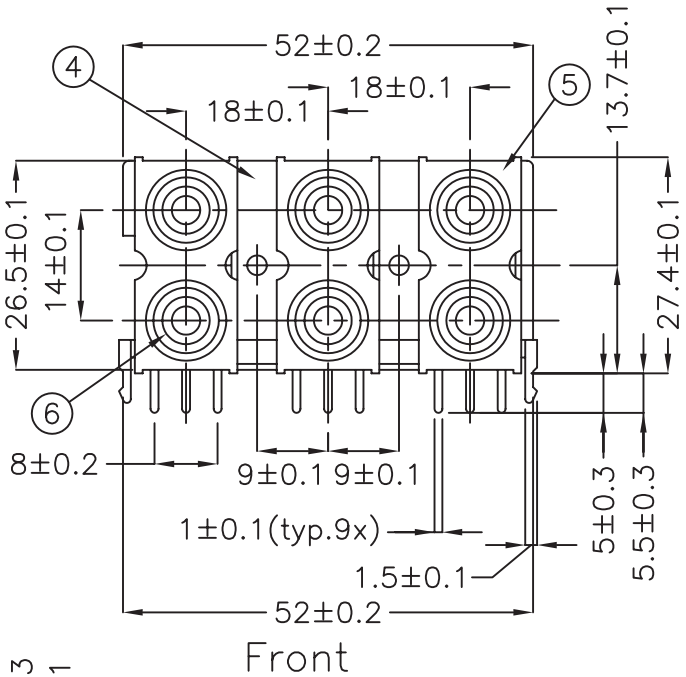


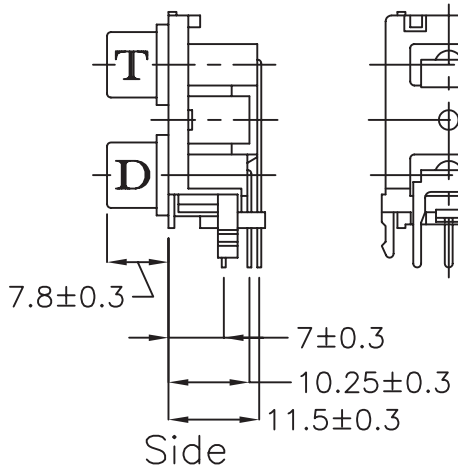


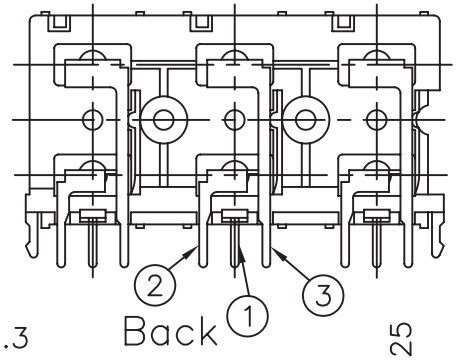


Specifications:
1. Insulation Resistance: 100MOhms min. (initial)
2. Contact Resistance (initial): 30mOhm max at 100mA(max) 1KHz.
3. Dielectric Withstand Voltage: AC 500V, 60Hz for 1 minute.
4. Insertion Force: 3Kgs max. Extraction Force: 0.08Kgs min.
5. Humidity Test: 40±2. 90~95%, 48 hours.

| Color Chart |
|---|
| 1 = Black |
| 2 = Red |
| 3 = White |
| 4 = Yellow |
| 5 = Blue |
| 6 = Green |

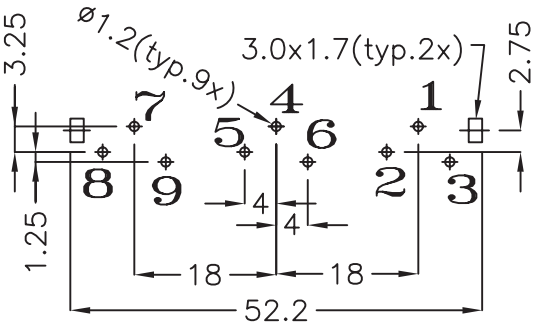


PC Board Layout (Top View)

RoHS Compliant

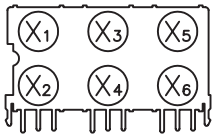


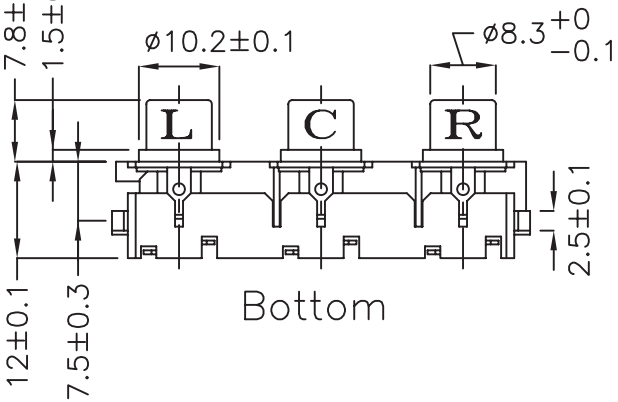


| Color Index | | | | | | |
|---|---|---|---|---|---|---|
| Part No. | Input $X_1$ | Input $X_2$ | Input $X_3$ | Input $X_4$ | Input $X_5$ | Input $X_6$ |
| RCJ−61212121 | Red | Black | Red | Black | Red | Black |
| RCJ−61343434 | White | Yellow | White | Yellow | White | Yellow |
| RCJ−61232323 | Red | White | Red | White | Red | White |
| RCJ−61223344 | Red | Red | White | White | Yellow | Yellow |
| RCJ−61$X_1$ $X_2$ $X_3$ $X_4$ $X_5$ $X_6$ | Color $X_1$ | Color $X_2$ | Color $X_3$ | Color $X_4$ | Color $X_5$ | Color $X_6$ |

Example: (Black, Red, White, Yellow, Blue, Green)
RCJ−61$X_1$ $X_2$ $X_3$ $X_4$ $X_5$ $X_6$ = RCJ−61123456

| Schematic | | |
|---|---|---|
| 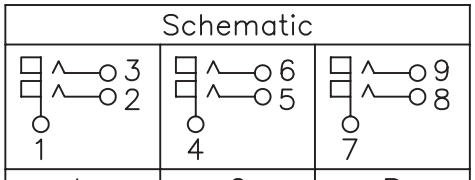 | | |
| L | C | R |



| No. | Description | Material | Qty | Finish |
|---|---|---|---|---|
| 6 | Input | PBT | 6 | See Color Index |
| 5 | Cover | ABS | 3 | Black Color |
| 4 | Base | ABS | 1 | Black Color |
| 3 | Terminal T | 0.5t Brass | 3 | Silver Plated |
| 2 | Terminal D | 0.5t Brass | 3 | Silver Plated |
| 1 | Earth Terminal (Barrel) | 0.5t Brass | 3 | Nickel Plated |


CUIDEVICES
6405 SW Rosewood St, Suite C
Lake Oswego, OR 97035
Phone: 877-323-3576
Website: www.cuidevices.com


TITLE: RCA Jack, 6 port, 2x3, Right Angle, PCB Mount

| PART NO. | UNITS: |
|---|---|
| RCJ−61XXXXXX | Millimeters |

| DRAWN BY: | APPROVED BY: | SCALE: |
|---|---|---|
| Todd R. White | | 1x |

PC FILE NAME: rcj−61xxxxxx.dwg

COPYRIGHT 2022 BY CUI DEVICES

Additional Resources: Product Page | 3D Model